



915MHz PCB BUILT-IN ANTENNA

TECHNICAL DATA SHEET

TX915-PCB-7505





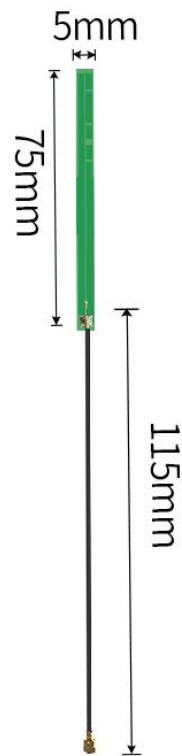
TX915-PCB-7505

NO.	MECHANICAL SPECIFICATIONS	VALUE	COMMENT
01	Part Number	TX915-PCB-7505	Omni Antenna
02	Material	PCB	
03	Connector Type	IPEX-1	
04	Antenna Colour	Black/Green	
05	Overall Size	75*5mm	
06	Cable Length	115mm	Cable Customizable
07	Weight	1g	
NO.	ELECTRICAL SPECIFICATIONS	VALUE	COMMENT
01	Frequency	915MHz	860~940MHz
02	Antenna Gain	3dBi	
03	Radiation type	Omnidirectional	
04	Polarization	Linear	Vertical
05	Nominal Impedance	50Ω	
06	Max Input Power	2W	
07	S.W.R.	≤1.5	
NO.	ENVIRONMENTAL SPECIFICATIONS	VALUE	COMMENT
01	Operation Temperature	-30℃ ~ +75℃	
02	Storage Temperature	-30℃ ~ +75℃	
03	RoHS Compliant	YES	

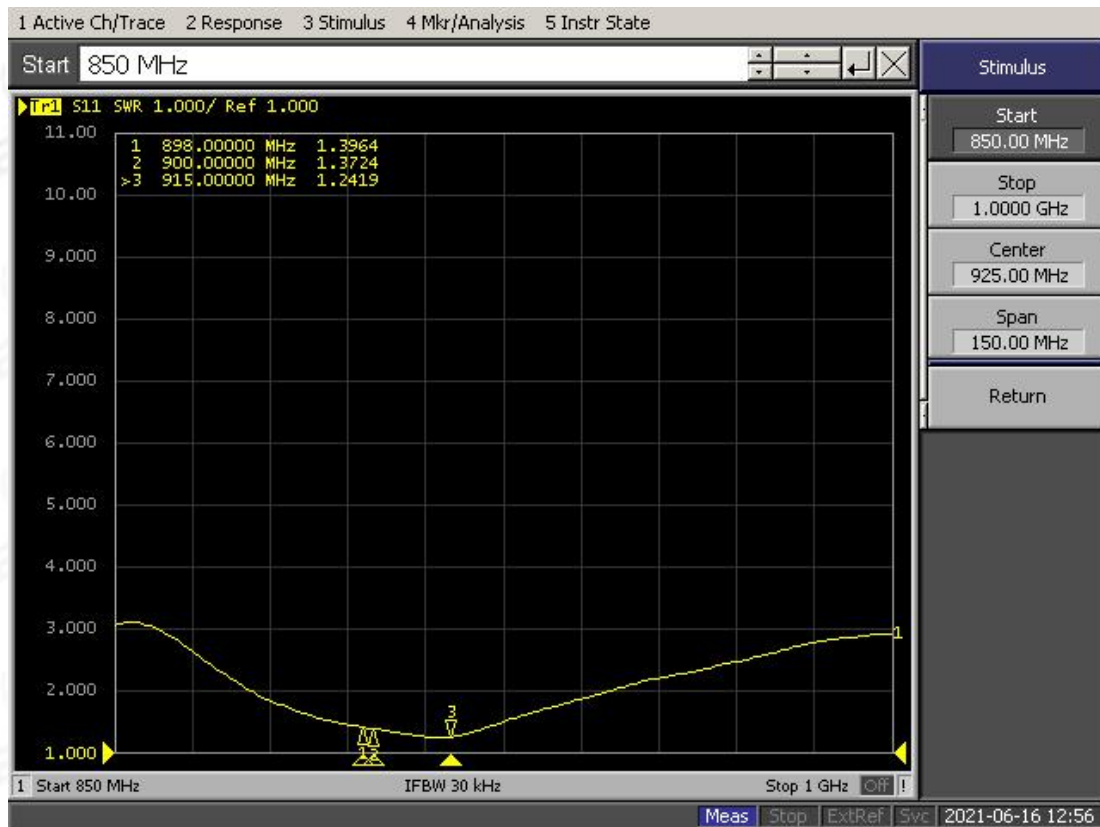
MECHANICAL DRAWING



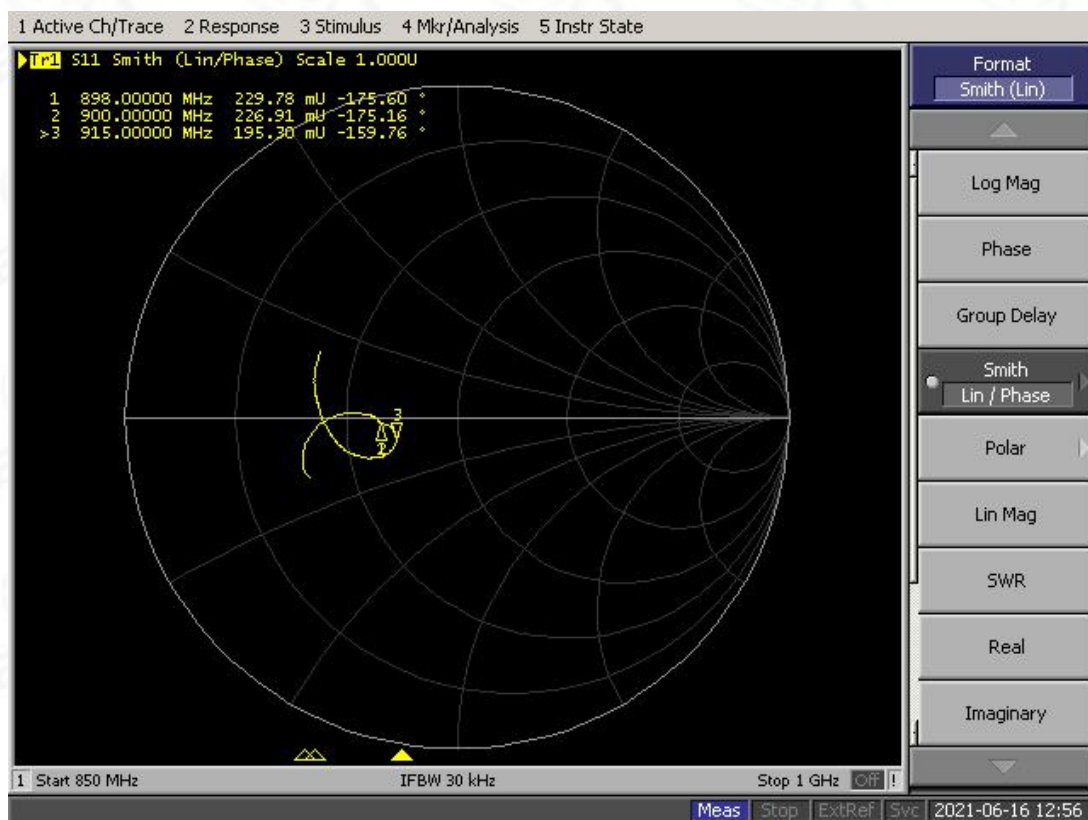
IPEX-1



S.W.R.



SMITH



About us

Technical support: support@cdebyte.com

Documents and RF Setting download link: www.ebyte.com

Thank you for using Ebyte products! Please contact us with any questions or suggestions: info@cdebyte.com

Fax: 028-64146160 ext. 821

Web: www.ebyte.com

Address: Innovation Center D347, 4# XI-XIN Road, Chengdu, Sichuan, China

 **Chengdu Ebyte Electronic Technology Co.,Ltd.**